

CONTENTS

- 2. **Pre-visit activities**
- 3. Leisure sites in Melbourne
- 4. The purpose of museums
- 5. The Ian Potter Museum of Art
- 9. The Basil Sellers Art Prize
- 14. Basic vocabulary for talking about art
- 15. Design elements and principles vocabulary
- 18. Vocabulary to describe mood and feelings
- 19. **Gallery activities**
- 20. Christian Thompson
- 23. Louise Hearman
- 26. Brook Andrew
- 29. Jon Campbell
- 32. Lauren Brincat
- 34. **Post-visit activities**
- 35. My visit to the Ian Potter Museum of Art
- 38. Describing an artwork

PRE-PLANNING AND YOUR GALLERY VISIT

This education resource is designed for teachers and students of English as a Second Language (ESL). It provides background and context to the exhibition and to the Ian Potter Museum of Art.

Prior to a gallery visit, students and teachers are advised to utilise the information contained in this resource and to complete the language activities. Further research can be gained by reading the exhibition catalogue and accessing the Ian Potter Museum of Art and dedicated Basil Sellers Art Prize websites: <www.art-museum.unimelb.edu.au> and <www.sellersartprize.com.au/artists-an-exhibition/2012>

A gallery visit and/or talk with the education officer will need to be booked in advance. Please contact the gallery on 8344 5148 to speak to the education officer or front of house to book a date and time and to discuss key ideas or curriculum outcomes appropriate for the student's English proficiency. It is recommended that students are well briefed and aware of what to expect in relation to gallery protocol prior to visiting the Potter.

Further information:
<<http://www.art-museum.unimelb.edu.au/education/basil-sellers-art-prize/>>

ACKNOWLEDGEMENTS

Education resource prepared by Purnima Ruanglertbutr, Basil Sellers Art Prize 2012 education officer

BASIL
SELLERS
ART
PRIZE

The Ian Potter Museum of Art
The University of Melbourne
Swanston Street
Parkville Victoria 3010



<www.sellersartprize.com.au/artists-and-exhibition/2012>
<www.art-museum.unimelb.edu.au>
<www.facebook.com/ian.potter.museum.of.art>

PRE-VISIT ACTIVITIES

To assess students' prior knowledge, and prepare them for their visit to the museum and exhibition, include some of the following activities in pre-visit lessons.

Leisure sites in Melbourne

Draw lines to match the pictures with the words.



The Arts Centre




The Melbourne Museum



The Melbourne Zoo



The Ian Potter Museum of Art



The Ethiad Stadium



The State Library of Victoria



The Melbourne Aquarium



The theatre

The purpose of museums

In pairs, ask your partner the following questions:

1. What is a museum and what is inside it?
2. Have you visited a museum before? Where?
3. Did you enjoy it? What did you like about it?
4. Who works in a museum?
5. What other things do museums do?
6. Are there museums in your home country? What are they called and what do they have inside?
7. Do you like visiting museums? Why or why not?
8. Do you think museums are important?
9. Read the statements below and underline the words you do not understand. Use a dictionary to find the meaning of the words.

Speak

Talk about the following statements with your partner. When discussing each statement, ask your partner:

- a) Do you agree or disagree with the statement?
- b) Why do you agree or disagree with the statement?

A museum is a place where beautiful and valuable works of art are kept.

A museum can tell us about our country's history and culture.

A museum holds artworks from other countries and helps us understand different cultures and lifestyles.

A museum is for people who like to see art and who know about art.

A museum is like an encyclopedia. It teaches people about things they don't know.

Museums help to preserve old things.

Museums are for everybody to visit regardless of age, culture, gender, language and education.

A museum is an exciting place where people can learn about how the artworks are made and why they are made.

Museums are an important part of our society.

The Ian Potter Museum of Art

Below is some information to help you prepare for your visit to The Ian Potter Museum of Art.

1. Read the following paragraphs and then complete the sentences by putting the words from the boxes into the sentences.

Read

ABOUT THE IAN POTTER MUSEUM OF ART

What is the Ian Potter Museum of Art?

The Ian Potter Museum of Art is the University of Melbourne's art museum. The Ian Potter Museum of Art is also called 'the Potter' because it is the short-form of the name. The Potter manages the University Art Collection. It is one of the largest university-based art museums in Australia. The Potter is an important cultural institution for the students and staff of the University of Melbourne, and also for the people of Melbourne and tourists to this city. The Potter has many programs and exhibitions of old and new art.

When was the Ian Potter Museum of Art opened?

The Ian Potter Museum of Art was established in 1972 and the building was opened in 1998. The building was designed by the architect, Nonda Katsalidis. The Ian Potter museum of art is located on Swanston Street between Faraday and Elgin streets in Parkville.

What is inside the Ian Potter Museum of Art?

Inside the Potter, there are over 20,000 artworks made by many artists. The Potter contains large collections of art from Australia and also from other parts of the world. Inside the Potter, there are collections of international indigenous art, decorative arts, sculpture, poster designs from the twentieth century and classics and archeology. There is also a collection of contemporary art by many Australian and international artists. The Potter shows the University Art Collection around the campus, and also from public and private collections from around Australia and the world.

Write

Collection	Potter	Art	Australia	people	1998	architect
1972	public	largest	University	tourists	staff	Melbourne
indigenous	20,000	sculpture	Faraday	world	Elgin	archeology
University Art Collection		private	designed	Swanston Street		

What is the Ian Potter Museum of Art?

The Ian Potter Museum of _____ is part of the _____ of _____. It manages the University Art _____. The short-form of the Ian Potter Museum of Art is the _____. The Potter is the _____ university-based art museum in _____. The Potter is an important cultural institution to many people, including the students and _____ of the University of Melbourne, the _____ of Melbourne and the _____ to this city.

When was the Ian Potter Museum of Art opened?

The Potter was established in _____. In 1998 the building was _____ to the public. Nonda Katsalidis _____ the building. Nonda Katsalidis was the _____. The Potter is situated on _____, in between _____ and _____ streets in Parkville.

What is inside the Ian Potter Museum of Art?

There are over _____ artworks made by many artists inside the Potter. Inside the Potter, there are collections of art from Australia and from other parts of the _____. There are collections of international _____ art, decorative arts, _____, twentieth century poster designs and classics and _____. The Potter displays the _____ around the campus and also from _____ and _____ collections around Australia and the world.

2. Read the information for visitors below and then answer the questions that follow.

Read

INFORMATION ABOUT YOUR VISIT

Opening hours

The Potter is open on Tuesdays to Fridays between 10am to 5pm.
The Potter is open on Saturdays and Sundays from 12 noon to 5pm.
The Potter is closed on Mondays.

Admission

Entry to the Potter is free. Visitors do not have to buy a ticket to visit the Potter.

Contact

You can find out about special events, exhibitions and programs at the Potter by visiting the Potter's website or by calling the Potter's information desk. If you have any questions about your visit to the Potter, you can also email the museum.

Website: www.art-museum.unimelb.edu.au

Telephone: 03 8344 5148

Email: potter-info@unimelb.edu.au

Write

a) Is the Potter open on weekends?

- Yes
- No

b) Can people visit the Potter on Monday?

- Yes
- No

c) What time does the museum open on weekdays?

d) Can people visit the Potter for free?

- Yes
- No

e) Where can we find out about the Potter's special events, current exhibitions and programs?

f) What is the Potter's website address?

g) What could you do if you want to ask some questions about your visit to the Potter?



Image courtesy of the Ian Potter Museum of Art

3. Read the information about the rules of the museum and then answer the questions below.

Read

INFORMATION ABOUT VISITOR BEHAVIOUR

All the artworks in the Ian Potter Museum of Art are very valuable. They must be protected. Please help the museum staff to protect the works of art in the galleries by following the rules. This will help to keep the artworks in the collection safe so that many people can see and enjoy it in the future.

- **Do not touch works of art**
Touching works of art can damage the works. Your touch can damage the surface of a painting, discolour stone, and even rust metal. The museum staff will tell you if the artwork can be touched.
- **No food or drink is allowed in the galleries**
Food and drinks may accidentally damage the artworks. Food can also create an undesirable smell in the galleries that can interfere with the visitor's experience.
- **Use only pencils** because if you accidentally make a mark on an artwork, it is easier to remove a pencil mark than a pen mark. If you want write or draw during your visit in the museum, please bring a pencil with you. Do not point with your pencil or other objects; this may damage works of art.
- **Photography**
You cannot take photographs of the artworks because the light from the flash can damage the artworks. All the works of art are copyrighted.
- **No leaning on walls or display cases**
This will help to keep the works of art on the walls or in display cases safe. You can sit on the benches and chairs when you talk, write or draw.
- **Do not stand too close to the artworks** because you may accidentally touch or bump into an artwork.
- **You are not allowed to run or push in the museum** because this can create an accident and may damage works of art.
- **Bags**
You must keep all your *big* bags and umbrellas at the Information desk. You can collect your bags when you are leaving the museum.
- **Noise levels**
You must talk quietly and not shout because this may disturb other visitors in the galleries.

Write

Are these statements true or false? Circle the correct answers.

- a) Visitors must help to protect the artworks in the galleries by following the museum rules.
- b) Visitors can touch all the artworks in the museum.
- c) Visitors can eat food in the galleries.
- d) If a visitor wants to write or draw, they should use a pencil and not a pen.
- e) Visitors are allowed to use flash when they take photographs of the artworks.
- f) Visitors cannot lean on the walls in the galleries or use the walls as hard surfaces to write on.
- g) Visitors can stand *very* close to the artworks if they want to see the artworks in detail.
- h) Visitors can run and walk quickly in the museum because the artworks cannot be damaged.
- i) Visitors are not allowed to enter the galleries with big bags and umbrellas.
- j) Visitors can talk very loudly in the museum and they can shout if they need to.

T	F
T	F
T	F
T	F
T	F
T	F
T	F
T	F
T	F
T	F

4. The Ian Potter Museum of Art website

Type

Visit the Ian Potter Museum of Art website:
www.art-museum.unimelb.edu.au

Read

Click on the **“Exhibitions”** link and read the information on current exhibitions.

Write

a) What are the names of our current exhibitions?

b) Which exhibition are you going to see? What is the exhibition about?

c) What are the dates of the exhibition?

d) Click on the **“Public Programs”** link and then click **“Current Events”**. Write the names of the *free* programs.

e) Which program are you interested in? Write the name of the program.

f) Do you have to make a booking for the program?

The Basil Sellers Art Prize 2012

1. Read the information below about The Basil Sellers Art Prize 2012 and then answer the questions that follow.

Read

THE BASIL SELLERS ART PRIZE 2012

The Basil Sellers Art Prize is an art competition. The aim of the prize is to allow contemporary artists to make art that is about the theme of sport and sporting culture in Australia.

The Basil Sellers Art prize began in 2008. The prize will be awarded once every two years until 2016. 2012 is the third year of the prize. The prize is open to artists working in any style and media including photography, film, painting and sculpture.

There were 300 entries for the prize in 2012. The entries were shortlisted. The exhibition shows the artworks of the 15 shortlisted artists. The judges decide which artist will win the prize. \$100,000 is awarded to the artist who wins the prize.

People who visit the exhibition can also vote for their favourite artwork. This is called the People's Choice award. The artist who gets the most votes from the People's Choice award will win \$5,000.

A businessman and donor called Basil Sellers AM gives the prize to the winning artist. Basil Sellers lives in Sydney. The Basil Sellers Art Prize exhibition is held in Melbourne at the Ian Potter Museum of Art. This is because Melbourne is the sporting capital of Australia. Basil Sellers keeps the winning artwork in his art collection. The Basil Sellers Art Prize is the 2nd richest prize in Australia.

In 2008, the artist called Daniel Crooks won the prize for his artwork titled, *Static no. 11 (man running)*. In 2010, the artists Tarryn Gill and Pilar Mata Dupont won the prize for their artwork titled, *Gymnasium*.



Daniel Crooks
Study for 'Static no. 11 (man running)' 2008
production still
two-channel HD digital video with sound
© Courtesy the artist and Anna Schwartz Gallery



Tarryn Gill and Pilar Mata Dupont
Gymnasium 2010
single-channel HD video
colour, sound
3:52 minutes
© Courtesy the artists and Goddard de Fiddes, Perth

- a) What is the name of the exhibition you are going to see on your excursion to the Ian Potter Museum of Art?
- b) What is the Basil Sellers Art Prize about?
- c) All the artworks in the exhibition are made by contemporary artists. What is the meaning of 'contemporary?' Find the meaning in your dictionary.
- d) What year was the *first* Basil Sellers Art Prize awarded? Circle the correct answer.
1. 2008
 2. 2009
 3. 2010
 4. 2012
- e) How many times is the prize awarded every two years? Circle the correct answer.
1. Once every two years
 2. Twice every two years
 3. Three times every two years
- f) 2012 is the third year of the prize. Circle whether you think this statement is true or false.
1. True
 2. False
- g) When will the next Basil Sellers Art Prize be awarded?
- a) 2013
 - b) 2014
 - c) 2015
- h) Who decides which artist will win the prize?
- i) What is the prize for the winning artist?
- j) What can people do when they visit the exhibition?
- k) How much money does the artist win from the People's Choice award?
- l) Who supports the prize?
- m) Why is the Basil Sellers Art Prize exhibition held in Melbourne?
- n) Who keeps the winning artwork?
- o) Who won the Basil Sellers Art Prize in 2008?
- p) Who won the Basil Sellers Art Prize in 2010?

New vocabulary

2. Use a dictionary to find the meaning of the words below.

Word	Meaning
Prize	
Award	
Winner	
History	
Aboriginal	
Issue	
Beauty	
Spectator	
Fan	
Nickname	
Rules	
Entries	
Passion	
Contemporary	
Fail	
Lose	
Player	
Culture	
Theme	
Medium	
Media	
Style	
Shortlisted	
Exhibition	
Film	
Vote	
Donor	
Judge	
Collection	

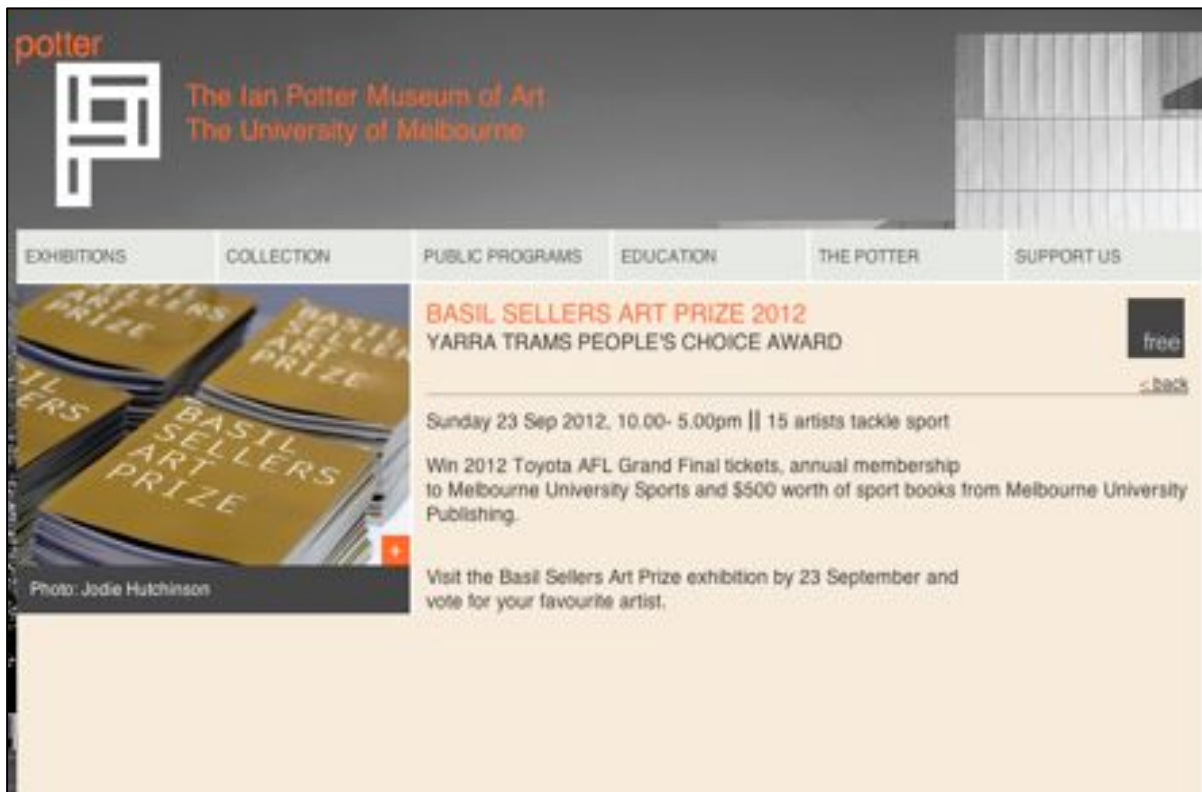
4. Basil Sellers Art Prize 2012 Yarra Trams People's Choice Award

Read

This information is from the following website link:
www.art-museum.unimelb.edu.au

Click on **"Public Programs"** and **"Current Events."** Then click on **"Basil Sellers Art Prize 2012."**

Read the information and answer the following questions.



a) What can you win if you vote for your favourite artist?

b) When does the voting close?

c) Do you want to vote for your favourite artist after you see the exhibition? Why or why not?

Basic vocabulary for talking about art

Draw lines to match the pictures with the words.



Wall label




Gallery



Exhibition



Artworks



Sculpture



Artist



Painting



Display case

Design elements and principles vocabulary

1. Art elements

Use your dictionary to find the meaning of the following words and draw a picture to show the meaning of the words.

a) Line

There are many types of lines in art.

Word	Meaning	Drawing
Curved		
Straight		
Horizontal		
Diagonal		
Vertical		
Long / Short		
Thick / Thin		
Broken		

b) Colour

Artists use many types of colours.

Word	Meaning	Drawing
Cool		
Warm		
Shade		
Monochrome		
Bright		
Dark		

Dull		
Contrast		
Neutral		

c) Shape

Artworks are composed of many kinds of shapes.

Word	Meaning	Drawing
Two-dimensional		
Three-dimensional		
Geometric		
Organic		
Square		
Circle		
Triangle		
Rectangle		

d) Form

Word	Meaning	Drawing
Height (tall, high, short, low)		
Width (long, short)		
Depth		

e) Texture

Word	Meaning	Drawing
Smooth		
Rough		
Shiny		
Bumpy		
Soft		

f) Space

Word	Meaning	Drawing
Foreground		
Middle ground		
Background		

2. Art principles

a) Movement

Word	Meaning	Drawing
Repetition		

b) Emphasis

Word	Meaning	Drawing
Focal point		

c) Pattern

Meaning	Drawing

Vocabulary to describe mood and feelings

All artworks make you feel something. You can express how you feel when you look at an artwork by using adjectives. You can also use adjectives to describe the mood and feeling of an artwork. Find the meaning of the words below and draw a picture to show what the words mean.

Word	Meaning	Picture
Sad		
Happy		
Calm		
Confused		
Colourful		
Lonely		
Joyous		
Serious		
Frightening		
Energetic		
Depressing		
Gloomy		
Worried		
Exciting		
Tense		

GALLERY ACTIVITIES

The following activities are designed to enrich comprehension of the exhibition and artworks during a gallery visit and to widen vocabulary and English language skills. It is advisable that the activities are completed in the exhibition space in front of the artworks.

CHRISTIAN THOMPSON



Christian Thompson
To make you feel this way 2012
type C photograph
120 x 120 cm
edition of 10

Observation

1. What do you see? Complete the missing words.

photograph	towel	lipstick	proud
person	portrait	male	two-dimensional
medals	1950s costume swimming cap	neck	

The artwork is a _____ artwork. It is a _____ of a _____.

There is one _____ who is looking into the distance.

On his shoulder there is a red _____. There are many _____ hanging on his neck. The medals are pushed to the side of his _____.

The person is wearing a _____ and pink _____.

We do not know if the person is a _____ or a female. He is feeling _____ of his achievement.

Describing the artwork.

Circle one correct answer.

2. The person's skin looks like it is made of

- a) wood
- b) metal
- c) plaster

3. The person's skin is

- a) smooth
- b) rough
- c) silky

4. What **textures** has the artist used in the photograph?

chipped	clean	pale	shiny
patchy	flat	discoloured	soft

5. Circle the words that describe the colours in the photograph.

dark	dull	unrealistic
bright	realistic	cool

6. The colour I see most in this photograph is _____.



7. The colour reminds me of _____.

8. What is the mood/feeling of the photograph?

happy	winning	frightening
sad	serious	worried

Interpretation: What is the artwork about?

9. Draw what you think happened **before** and **after** this photograph.



10. Do you think the person looks old or young? Why? _____.

11. What sport was the person playing? _____.

12. Do you think the person won or lost a competition? _____.

13. Who do you think is the person in the photograph? _____.

14. Why do you think the artist made this artwork? _____.

Evaluation

15. Ask a friend whether they like the artwork.

“Do you like the artwork? Why or why not?”

Answer in the format below and write their answer.

Yes, my friend likes the artwork because _____

No, my friend does not like the artwork because _____

16. Linking paragraphs activity

Read the following sentences and put them in the correct order.

1. people. In the artwork *To make you feel this way* (2012), Christian Thompson made a photograph about a sporting event when he was in primary school. Thompson was the winner of a swimming competition in his school when he was eleven years old.

2. However, even though Thompson was the winner of the competition, he did not get a medal. Three other swimmers got the medals for first, second and third place, but

3. Christian Thompson is an artist from central west Queensland in Australia. He is an Indigenous artist who works in photography, video, sound, sculpture and performance.

4. His artworks tell the story about his life. Christian Thompson wants to show his experience growing up as an Aboriginal artist in the 1980s and 1990s. His artworks talk about Australia, its culture and the

5. Thompson was disqualified. Thompson was very shocked and confused after the winning medal was given to a competitor who did not win.

Write the number of the paragraphs in the correct order


_____, _____, _____, _____, _____,

17. Discussion

Christian Thompson did not get the medal from the event officials. What issues does this address?

Talk to a partner about something you have achieved. What did you achieve? How did it make you feel?

LOUISE HEARMAN



Louise Hearman
Untitled (details) 2012
oil on composition board
9 paintings, installation variable

Observing and describing

1. What do you see? Who and what are in the pictures?

- a) c) e) g) i)
- b) d) f) h) j)

2. Where is the game taking place?

3. What time of day is it?

4. Circle the adjectives that describe the weather

Sunny	Gloomy
Dark	Rainy

5. What sport are they playing? Circle the correct answer.

Australian rules football (AFL)
Rugby
Hockey

6. What media is the artwork? Circle the correct answer.

- a) Sculpture
- b) Photograph
- c) Painting


Describing game

11. Choose a partner and sit with your backs facing each other.

Partner 1: Choose one part of the artwork and describe the picture to your partner in detail.

Partner 2: Listen to the descriptions from your partner and draw what your partner is describing to you in the box below.


When you have finished drawing, check the painting to see whether your drawing is similar to the painting.



Helpful vocabulary

<p style="text-align: center;">Position</p> <p>in the upper part in the lower part in the left part in the right part in the central part in front of behind next to ... on the right on the left in the middle in the background in the foreground</p>	<p style="text-align: center;">Kinds of pictures</p> <p>Painting Portrait Landscape</p>	<p style="text-align: center;">Colours</p> <p>Bright Dark Daylight Shadow Light Dull</p>	<p style="text-align: center;">Shapes</p> <p>Circle Square Rectangle Triangle</p>
	<p style="text-align: center;">Subject</p> <p>People (players, teammates, crowds) Objects (grass, sky, shoes, legs, ball, hands) Movement (running, kicking) What is large/small? What is near/far?</p>	<p style="text-align: center;">Form</p> <p>Long Short Tall Wide</p>	<p style="text-align: center;">Lines</p> <p>Curved Straight Horizontal Diagonal Vertical Thin Thick</p>

BROOK ANDREW



Brook Andrew
Australia 1 2012
Mixed media on canvas
200 x 300 cm

1. Write a report to describe the artwork by Brook Andrew. Structure your report into the following four paragraphs.

Paragraph one: Information about the artwork

a) What is the title of the artwork?

The title of the artwork is _____.

b) Who is the artist?

The artist is _____.

c) When was the artwork made?

The artwork was made in _____.

d) What is the medium of the artwork?

The medium is _____.

Paragraph two: Describing the artwork

e). What do you see in the picture? What are people doing?

In the foreground there are _____.

In the middle ground there are _____.

In the background there are _____.

f) Circle the adjectives that can describe the colours the artist has used.

The colours the artist has used are....

colourful	monochrome	gold	elegant
bright	dull	black	

g) What is the mood or feeling of the artwork?

The artist has used these colours to give the artwork a feeling of _____, _____, _____,
and _____.

excitement	happiness	peacefulness
seriousness	nostalgia	valuableness

h) What is the texture of the artwork? Circle the adjectives that describe the texture of the artwork.

The texture of the artwork is...

smooth	shiny	fuzzy	grainy
bumpy	furry	wet	metallic

i) What is the focal point of the artwork? Circle the correct answer.

The focal point of the artwork is...

- a) The trees
- b) The people watching the crowd
- c) The crowd of people in the middleground

Paragraph three: Interpretation (what is the artwork about?).

a) Read the information about the meaning of the artwork below. Complete the missing words by putting the conjunctions from the boxes into the sentences. Conjunctions are words to connect sentences or words.

because	although	since	until	even though
after	before	however	while	

Brook Andrew's artwork, *Australia 1* (2012), shows a drawing by a scientist called William Blandowski. Blandowski went on a journey to the Murray and Darling river in Australia in 1856-57 to write about the culture of the Aboriginal people. _____ Blandowski was on the journey, he made many drawings about Aboriginal life. The painting by Andrew shows the Aborigines playing a sporting game. The Aborigines are catching the feather of an Australian bird called the emu. _____ the Aborigines start the game, they decide the rules of the game. In this game there are two teams. One team holds the feathers and the other team must try to take the feathers off them. However, _____ the rules of the game are easy to understand, the game still becomes messy and confusing. The painting is about the old games the Aborigines used to play. _____ today, the news on television and newspapers do not show the achievements of Aboriginal people in sport. _____ the Europeans arrived in Australia in 1788, the history of Aboriginal sporting games were forgotten. _____ the drawing is very old, Andrew used new materials to make the painting. Andrew printed the drawing onto gold foil to show the beauty of the landscape.

Paragraph four: Evaluation (what you think about the artwork?)

a) What is your opinion about the painting? Complete the sentences below.

I think that the painting is important because _____

I (do not) like the painting because _____

Discuss

- Why do you think Brook Andrew made this painting, *Australia 1* (2012)?
- Are there any traditional games played in your home country? What are they?
- What are the name of the games in *The hunter* (2005) and *Monument 4* (2011)?

Similarities and differences

2. What is similar and what is different in Brook Andrew's artworks? Think about the materials, colours, shapes, lines, texture and subject matter.



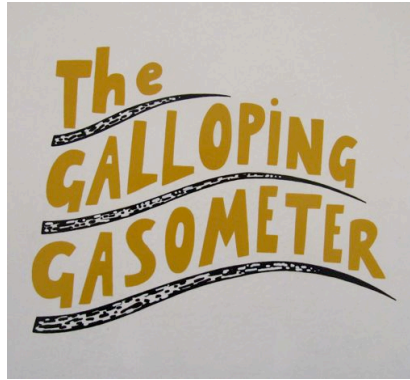
Brook Andrew
The hunter 2005
neon
173 x 160 cm



Brook Andrew
Monument 4 2011
wood, lacquer
87 x 134.5 x 128 cm

Similarities (What is same?)	Differences (What is different?)
Both of the artworks are about Aboriginal sporting games	<i>The hunter</i> (2005) is bright, <i>Monument 4</i> (2011) is dark

JON CAMPBELL



Jon Campbell

Dream team (details) 2012

enamel paint on plywood

22 paintings, installation (variable): 300 x 300 cm

Discuss

- What do you see in the artwork?
- How many paintings do you see?
- The title of the painting is 'dream team'. How does the arrangement of the artwork communicate the idea of a 'team'?
- What do you think the artwork is about?
- Who is your favourite sports team?

Describing

1. What lines can you see in the paintings? Circle the adjectives that describe the lines.

straight	curved	long
horizontal	vertical	thick
short	diagonal	thin

2. What shapes can you see in the paintings?

geometric	organic	round
rectangle	pointed	triangle

3. Circle the words that describe the colours in the paintings.

pale	pastel	bright
dull	bold	monochrome

New vocabulary

Word	Meaning
Font	
Typography	
Nickname	
Sign	
Multi-panel painting	

Interpreting (what is the artwork about?)

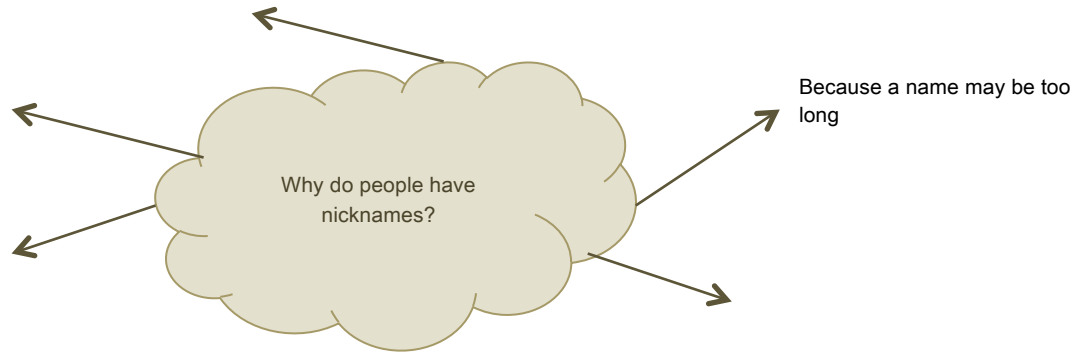
4. Do you have a nickname? What is it? Ask two friends if they have a nickname and write their nickname.

Your nickname: _____

Your friend's nickname: _____

Your friend's nickname: _____

5. Why do you think people have nicknames? Talk about this question with a partner and write your ideas below.



6. Why do you think sports players have nicknames?

-
-

7. Look at the pictures of the sports players below. What do they look like? Write three adjectives to describe the players:

-
-
-




Kevin Neale (Cowboy)



Dale Weightman (Flea)



Danny Frawley (Spud)



Mick Nolan (Galloping Gasometer)

8. Do you think that the colours in the painting match what the sports players look like? Why or why not?

Jon Campbell often uses the Australian slang in his artworks to show the culture of a community.



Jon Campbell
Pure Bewdy 2011
 acrylic and enamel paint, mdf board
 40 x 30 cm



Jon Campbell
Dunno (with penguins) 2011
 acrylic and enamel paint, enamel paint
 marker, tea towel, mdf board
 50 x 40 cm



Jon Campbell
maaate 2002
 neon, Perspex, enamel paint, mdf board
 40 x 60 cm

9. Write the correct pronunciation of the following words.

a) Pure bewdy _____.

b) Dunno _____.

c) Maaate _____.

Australian slang

10. Draw lines to match the Australian slang words with their meaning.

<u>Australian slang</u>	<u>Meaning</u>
Ace	Australia and New Zealand
Buckley's chance	Sports Journalist
Down under	Australian rules football
Fair go	Excellent! Very good!
Footy	Fantastic, great
Sports journo	No chance
Ripper	A chance
Rock up	To arrive

LAUREN BRINCAT



Lauren Brincat
10 metre platform 2012
Camera; Rafael Ortega
single-channel HD video, 9:16 ratio
colour, sound
edition of 3 with 2 artists' proofs

Describing the artwork

1. What is the medium of the work of art?

- a) Film
- b) Painting
- c) Sculpture

2. Where is the woman?

- a) a park
- b) an indoor swimming stadium
- c) a gymnasium

3. What do you think the woman feeling?

- a) excited
- b) anxious
- c) brave

4. The architecture of the stadium is

- a) modern
- b) old
- c) grand

5. Discuss the following questions with a partner.

- What do you think is making the woman scared?
- What does she want to do?
- The artist failed to fall from the diving board. Talk to your partner about a time you failed in something you wanted to achieve. What did it make you feel?

New vocabulary

Word	Meaning
Failure	
Achievement	

6. Have you ever won a sport competition that made you feel proud? List three of your sporting achievements or achievements that made you feel pleased.

-
-
-

7. Place the paragraphs in the correct order.

Paragraph number

10,000 people can sit in the Alberca Olimpica Francisco Márquez pool. The pool was used in the Olympics in 1968 in Mexico.

Lauren Brincat is the artist and performer in the film, *10 metre platform* (2012). Brincat made the film between May and June 2012 in Mexico City. Brincat went to the Alberca Olimpica Francisco Márquez indoor swimming pool to make the video for the Basil Sellers Art Prize 2012 exhibition.

Brincat wanted to hang on the diving board until she fell into the swimming pool. However, she could not hang and fall. The film crew was watching Brincat while she was trying to fall.

Therefore, Brincat felt that she failed in the task. It was not a happy ending.

However, even though Brincat failed to fall from the diving board, her video was shortlisted for the prize.


POST-VISIT ACTIVITIES

After a visit to the exhibition, follow-up and reflective sessions with students are essential. Post-visit lessons could include the following suggested activities and/or extensions of pre-visit and gallery activities.

My visit to the Ian Potter Museum of Art

1. What did you **SEE** at the Ian Potter Museum of Art?

Write or draw memories of what you saw.



2. What did you **do** at the Ian Potter Museum of Art?

1. _____

2. _____

3. _____

3. **Write** a letter about your visit to the Ian Potter Museum of Art to the education officer. Type your finished letter into an email.* In the “subject” heading write “My ESL Education Program Visit”. Send your email to **purnima.r@unimelb.edu.au** In your letter, answer the following questions in **full sentences**:

The image shows a screenshot of an email client interface. At the top, there is a toolbar with icons for Send, Attach, Reply, Reply All, Forward, Print, and Options. The 'Options' dropdown menu is open, showing 'HTML' selected. Below the toolbar are fields for 'To:', 'Cc:', 'Bcc:', and 'Subject:'. The 'To:' field contains 'purnima.r@unimelb.edu.au' and the 'Subject:' field contains 'My ESL Education Program Visit'. Below these fields is a rich text editor toolbar with options for font face (Tahoma), size (10), bold, italic, underline, bulleted list, numbered list, link, unlink, text color, and background color. The main body of the email contains a letter template with 11 numbered questions and blank lines for answers.

Dear Purnima,

- 1) **When did you visit the Ian Potter Museum of Art?**
I visited the Ian Potter Museum of Art on _____ (Date)
- 2) **How did you travel to the Ian Potter Museum of Art?**
I travelled to the Ian Potter Museum of Art by _____ (Car, Bus, Train, Tram, Walk, Bicycle).
- 3) **What did you see at the Ian Potter Museum of Art?**
During my visit to the Ian Potter Museum of Art, I saw _____.
- 4) **What exhibition did you see at the Ian Potter Museum of Art?**
I saw the _____ exhibition.
- 5) **What was the exhibition about?**
The exhibition was about _____.
- 6) **Did you like the exhibition? Why or why not?**
I liked/did not like the exhibition because _____.
- 7) **What was the title of your favourite artwork and who was the artist?**
The title of my favourite artwork is _____, by _____.
- 8) **Describe your favourite artwork.**
My favourite artwork has _____.
- 9) **What was your favourite part of your excursion?**
The favourite part of my excursion was _____.
- 10) **What did you learn in the museum?**
At the museum, I learnt _____.
- 11) **Do you want visit the Potter again in the future and why?**
I want to/do not want to visit the Ian Potter Museum of Art again because _____.

From,

(Your name).

* If you do not have an email account, please post your letter to: Education Officer, Ian Potter Museum of Art, the University of Melbourne, VIC 3010

4. **Write** a postcard to your friend or family member about the exhibition you saw at the Ian Potter Museum of Art and about your experience in the museum.

Describing an artwork

Write about one artwork from the exhibition in detail. Structure your paragraphs like the example below.

Introduce the artwork

The title of my favourite artwork is _____.

The name of the artist is _____.

The work was made in the year _____.

The medium of the artwork is _____.

Describe the artwork

In the foreground there is _____.

In the middle ground there is _____.

In the background we can see _____.

On the left there are _____.

On the right there are _____.

On the top/bottom we can see _____.

The artist has used the colours _____.

What is the artwork about?

I think the artwork is about _____.

I think the artist is trying to show _____.

What is your opinion about the artwork?

The artwork makes me think of _____.

The artwork makes me feel _____.

I (don't) like the artwork because _____.